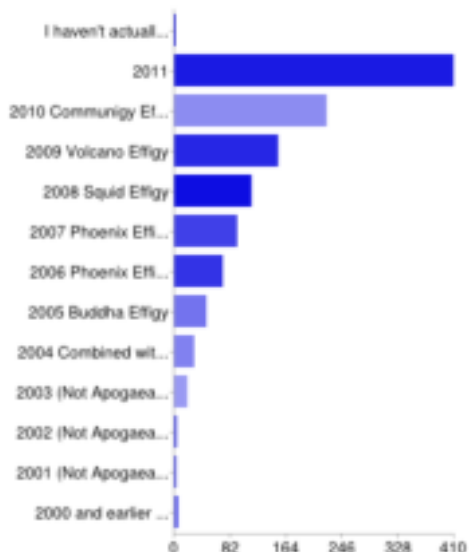


422 [responses](#)

Summary [See complete responses](#)

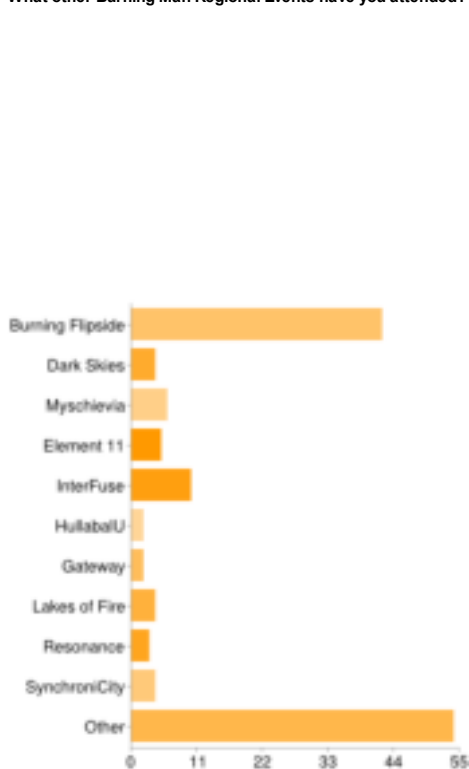
What years have you attended Apogaea?



| | | |
|--|-----|-----|
| I haven't actually made it yet | 2 | 0% |
| 2011 | 409 | 97% |
| 2010 Communigy Effigy | 223 | 53% |
| 2009 Volcano Effigy | 152 | 36% |
| 2008 Squid Effigy | 113 | 27% |
| 2007 Phoenix Effigy (when it burned) | 92 | 22% |
| 2006 Phoenix Effigy (it didn't burn) | 71 | 17% |
| 2005 Buddha Effigy | 47 | 11% |
| 2004 Combined with Dreamtime | 29 | 7% |
| 2003 (Not Apogaea - this was Geodesika) | 19 | 5% |
| 2002 (Not Apogaea - this was Geodesika) | 4 | 1% |
| 2001 (Not Apogaea - this was Geodesika) | 3 | 1% |
| 2000 and earlier (You were there before it even existed) | 6 | 1% |

People may select more than one checkbox, so percentages may add up to more than 100%.

What other Burning Man Regional Events have you attended?

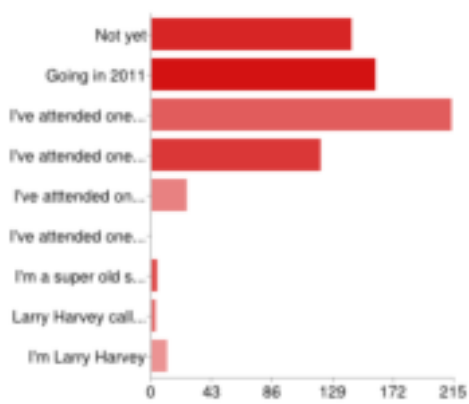


| | | |
|------------------|----|-----|
| Burning Flipside | 42 | 46% |
| Dark Skies | 4 | 4% |
| Myschievia | 6 | 7% |
| Element 11 | 5 | 5% |
| InterFuse | 10 | 11% |
| HullabalU | 2 | 2% |
| Gateway | 2 | 2% |
| Lakes of Fire | 4 | 4% |
| Resonance | 3 | 3% |
| SynchroniCity | 4 | 4% |
| Other | 54 | 59% |

People may select more than one checkbox, so percentages may add up to more than 100%.

Have you attended Burning Man?

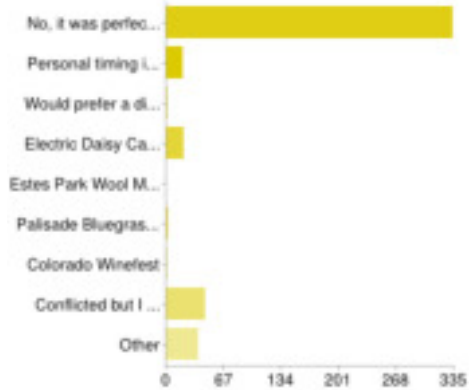
| | | |
|--|-----|-----|
| Not yet | 142 | 34% |
| Going in 2011 | 159 | 38% |
| I've attended one or more years from 2007-2010 (40k+ participants) | 213 | 50% |
| I've attended one or more years from 2000-2006 (25k+ participants) | 120 | 28% |



| | | |
|--|----|----|
| I've attended one or more years from 1995-1999 (first years there were themes) | 25 | 6% |
| I've attended one or more years from 1986-1994 (Baker Beach - 2000 participants) | 0 | 0% |
| I'm a super old school burner. Hell, I raised the man myself. | 4 | 1% |
| Larry Harvey calls me when there's a problem | 3 | 1% |
| I'm Larry Harvey | 11 | 3% |

People may select more than one checkbox, so percentages may add up to more than 100%.

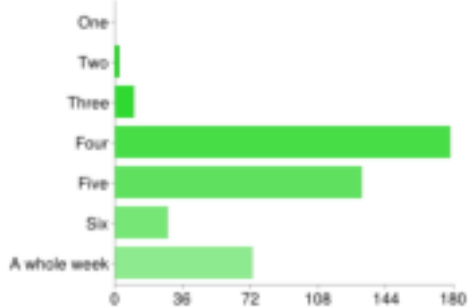
Did Apogaea conflict with any other events for you this year?



| | | |
|---|-----|-----|
| No, it was perfect timing | 333 | 82% |
| Personal timing issues / family events | 19 | 5% |
| Would prefer a different season | 1 | 0% |
| Electric Daisy Carnival | 20 | 5% |
| Estes Park Wool Market | 0 | 0% |
| Palisade Bluegrass and Roots Music Festival | 2 | 0% |
| Colorado Winefest | 1 | 0% |
| Conflicted but I much prefer Apogaea! | 45 | 11% |
| Other | 37 | 9% |

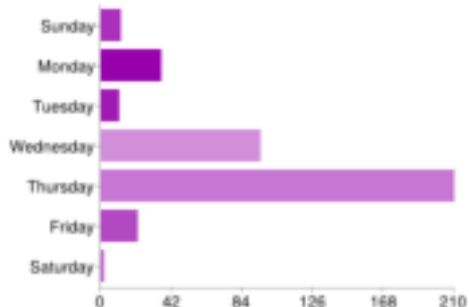
People may select more than one checkbox, so percentages may add up to more than 100%.

How many days should Apogaea last (it ran 4 days this year)



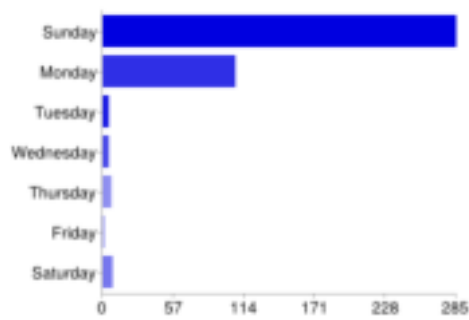
| | | |
|--------------|-----|-----|
| One | 0 | 0% |
| Two | 2 | 0% |
| Three | 10 | 2% |
| Four | 178 | 42% |
| Five | 131 | 31% |
| Six | 28 | 7% |
| A whole week | 73 | 17% |

What day of the week should Apogaea begin on?



| | | |
|-----------|-----|-----|
| Sunday | 12 | 3% |
| Monday | 36 | 9% |
| Tuesday | 11 | 3% |
| Wednesday | 95 | 23% |
| Thursday | 210 | 50% |
| Friday | 22 | 5% |
| Saturday | 2 | 0% |

What day of the week should Apogaea end on?

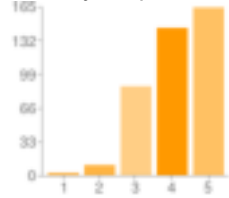


| | | |
|-----------|------------|-----|
| Sunday | 285 | 68% |
| Monday | 107 | 25% |
| Tuesday | 5 | 1% |
| Wednesday | 5 | 1% |
| Thursday | 7 | 2% |
| Friday | 1 | 0% |
| Saturday | 8 | 2% |

Experience Questions

You may skip any questions you don't want to answer

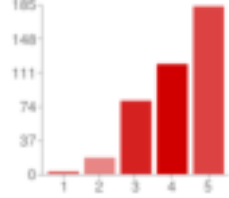
How was your experience with the gate this year?



| | | |
|---------------------------------------|------------|-----|
| 1 - Horrible | 2 | 0% |
| 2 | 10 | 2% |
| 3 | 87 | 21% |
| 4 | 144 | 34% |
| 5 - I love the gate so freaking much! | 164 | 39% |

Horrible love the gate so freaking much!

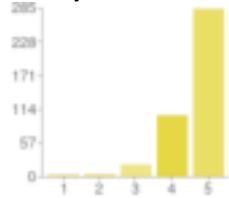
How was your experience with the Greeters this year?



| | | |
|---|------------|-----|
| 1 - Horrible | 3 | 1% |
| 2 | 18 | 4% |
| 3 | 80 | 19% |
| 4 | 120 | 28% |
| 5 - I love the Greeters so freaking much! | 183 | 43% |

Horrible love the Greeters so freaking much!

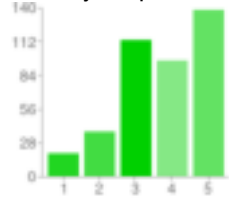
How did you like the land this year?



| | | |
|-----------------|------------|-----|
| 1 - Horrible | 2 | 0% |
| 2 | 2 | 0% |
| 3 | 20 | 5% |
| 4 | 103 | 24% |
| 5 - Exceptional | 283 | 67% |

Horrible Exceptional

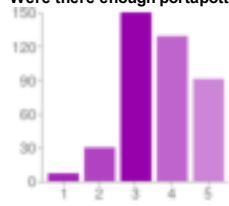
How was your experience with parking this year?



| | | |
|--------------------------|------------|-----|
| 1 - Horrible | 19 | 5% |
| 2 | 37 | 9% |
| 3 | 113 | 27% |
| 4 | 96 | 23% |
| 5 - Better than expected | 138 | 33% |

Horrible Better than expected

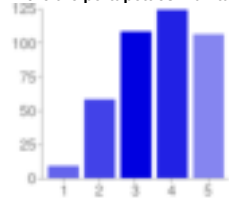
Were there enough portapotties?



Not enough More than enough

| | | |
|----------------------|------------|-----|
| 1 - Not enough | 7 | 2% |
| 2 | 30 | 7% |
| 3 | 150 | 36% |
| 4 | 129 | 31% |
| 5 - More than enough | 91 | 22% |

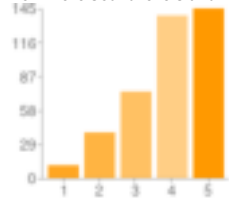
Were the portapotties maintained?



Not enough Better than expected

| | | |
|--------------------------|------------|-----|
| 1 - Not enough | 9 | 2% |
| 2 | 58 | 14% |
| 3 | 108 | 26% |
| 4 | 124 | 29% |
| 5 - Better than expected | 106 | 25% |

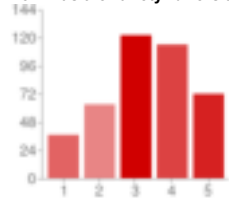
How were sound levels and music coordination handled this year?



Horribly Exceptionally

| | | |
|-------------------|------------|-----|
| 1 - Horribly | 11 | 3% |
| 2 | 39 | 9% |
| 3 | 74 | 18% |
| 4 | 139 | 33% |
| 5 - Exceptionally | 145 | 34% |

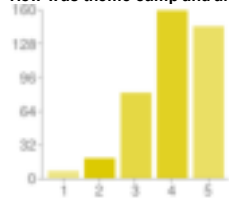
How was the variety / diversity of music this year?



Not enough Better than expected

| | | |
|--------------------------|------------|-----|
| 1 - Not enough | 37 | 9% |
| 2 | 63 | 15% |
| 3 | 122 | 29% |
| 4 | 114 | 27% |
| 5 - Better than expected | 72 | 17% |

How was theme camp and art placement handled this year?

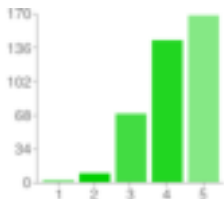


Horribly Exceptionally

| | | |
|-------------------|------------|-----|
| 1 - Horribly | 7 | 2% |
| 2 | 19 | 5% |
| 3 | 81 | 19% |
| 4 | 159 | 38% |
| 5 - Exceptionally | 144 | 34% |

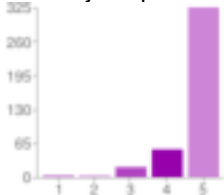
What was your experience with the granted art this year? (art that received art grants)

| | | |
|---|------------|-----|
| 1 - Horrible | 2 | 0% |
| 2 | 9 | 2% |
| 3 | 69 | 16% |
| 4 | 143 | 34% |
| 5 - I loved the granted art so freaking much! | 168 | 40% |



Horrible loved the granted art so freaking much!

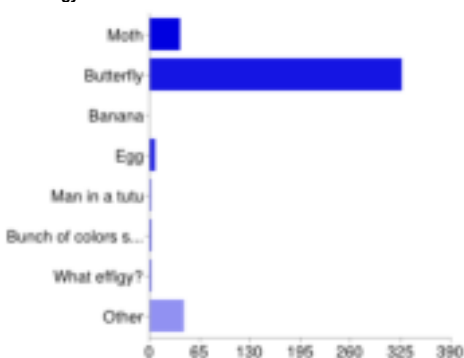
What was your experience with the effigy this year? (big burn)



Horrible loved the effigy so freaking much!

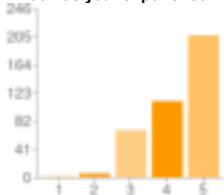
| | | |
|--|------------|-----|
| 1 - Horrible | 2 | 0% |
| 2 | 2 | 0% |
| 3 | 19 | 5% |
| 4 | 53 | 13% |
| 5 - I loved the effigy so freaking much! | 325 | 77% |

The effigy was a ...



| | | |
|---------------------------------|------------|-----|
| Moth | 39 | 9% |
| Butterfly | 326 | 77% |
| Banana | 0 | 0% |
| Egg | 7 | 2% |
| Man in a tutu | 2 | 0% |
| Bunch of colors swirling around | 2 | 0% |
| What effigy? | 2 | 0% |
| Other | 44 | 10% |

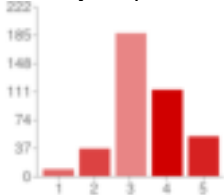
What was your experience with the temple this year?



Horrible loved the temple so freaking much!

| | | |
|--|------------|-----|
| 1 - Horrible | 1 | 0% |
| 2 | 6 | 1% |
| 3 | 69 | 16% |
| 4 | 111 | 26% |
| 5 - I loved the temple so freaking much! | 207 | 49% |

How was your experience with center camp this year?

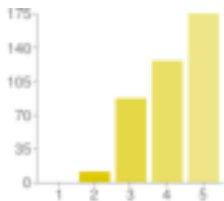


Horrible love center camp so freaking much!

| | | |
|--|------------|-----|
| 1 - Horrible | 9 | 2% |
| 2 | 36 | 9% |
| 3 | 187 | 44% |
| 4 | 113 | 27% |
| 5 - I love center camp so freaking much! | 52 | 12% |

How was your experience with Rangers this year?

| | | |
|--------------|----------|----|
| 1 - Horrible | 0 | 0% |
|--------------|----------|----|



Horrible love the Rangers so freaking much!

| | | |
|--|-----|-----|
| 2 | 11 | 3% |
| 3 | 87 | 21% |
| 4 | 126 | 30% |
| 5 - I love the Rangers so freaking much! | 175 | 41% |

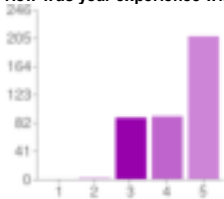
How was your experience with the Apo Sec Squad this year? (perimeter security)



Horrible love ASS so freaking much!

| | | |
|----------------------------------|-----|-----|
| 1 - Horrible | 1 | 0% |
| 2 | 6 | 1% |
| 3 | 155 | 37% |
| 4 | 88 | 21% |
| 5 - I love ASS so freaking much! | 127 | 30% |

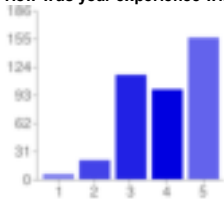
How was your experience with BAMF (Bureau of Apogaeen Medical and Fire) this year?



Horrible love BAMF so freaking much!

| | | |
|-----------------------------------|-----|-----|
| 1 - Horrible | 0 | 0% |
| 2 | 1 | 0% |
| 3 | 89 | 21% |
| 4 | 91 | 22% |
| 5 - I love BAMF so freaking much! | 207 | 49% |

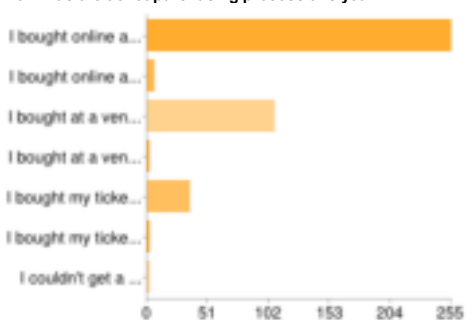
How was your experience with the De-Greeters this year?



Horrible love the De-Greeters so freaking much!

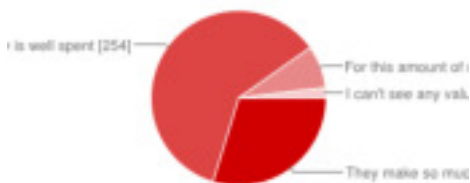
| | | |
|--|-----|-----|
| 1 - Horrible | 6 | 1% |
| 2 | 21 | 5% |
| 3 | 115 | 27% |
| 4 | 99 | 23% |
| 5 - I love the De-Greeters so freaking much! | 156 | 37% |

How was the ticket purchasing process this year?



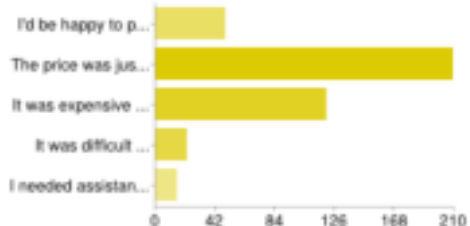
| | | |
|---|-----|-----|
| I bought online and it was easy | 255 | 60% |
| I bought online and there were problems | 6 | 1% |
| I bought at a vendor or from an Apo representative and it was easy | 107 | 25% |
| I bought at a vendor or from an Apo representative and there were problems | 2 | 0% |
| I bought my ticket from someone who was reselling theirs and it was fine | 36 | 9% |
| I bought my ticket from someone who was reselling theirs and they charged me more than cost | 2 | 0% |
| I couldn't get a ticket | 2 | 0% |

How do you feel about how Apogaea is spending the money they are getting from ticket sales?



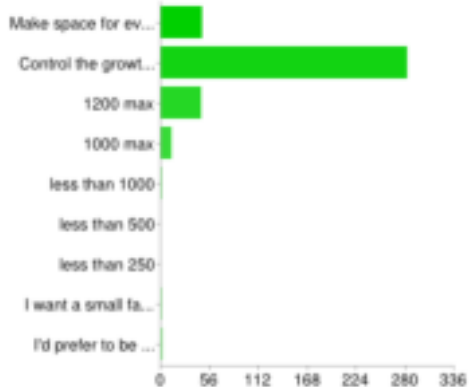
| | | |
|---|-----|-----|
| They make so much happen for so little, I wonder how they do it | 125 | 30% |
| I see that money is well spent | 254 | 60% |
| For this amount of money I should be seeing much more infrastructure / land / something | 33 | 8% |
| I can't see any value for the money they collect | 8 | 2% |

How do you feel about the ticket price this year?



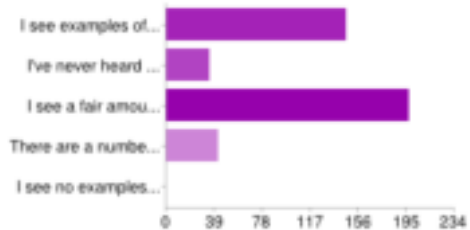
| | | |
|--------------------------------------|-----|-----|
| I'd be happy to pay more next year | 49 | 12% |
| The price was just right | 209 | 50% |
| It was expensive but I made do | 120 | 28% |
| It was difficult for me to afford | 22 | 5% |
| I needed assistance to get my ticket | 15 | 4% |

How do you feel about event population?



| | | |
|--|-----|-----|
| Make space for everyone that wants to go to attend, no population cap ever | 47 | 11% |
| Control the growth / set a suitable number for the land | 282 | 67% |
| 1200 max | 46 | 11% |
| 1000 max | 12 | 3% |
| less than 1000 | 1 | 0% |
| less than 500 | 0 | 0% |
| less than 250 | 0 | 0% |
| I want a small family gathering | 1 | 0% |
| I'd prefer to be alone | 2 | 0% |

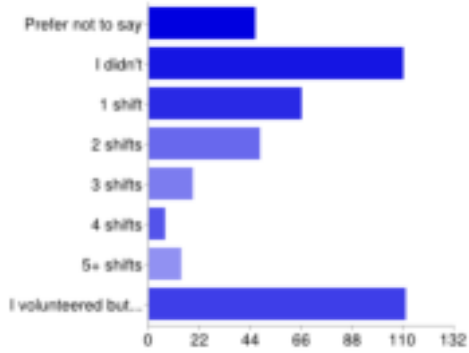
How do you feel this event adheres to the Burning Man 10 principles?



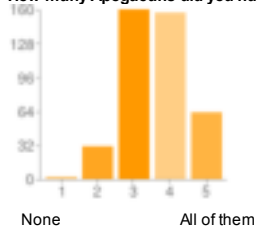
| | | |
|--|-----|-----|
| I see examples of the 10 principles wherever I look | 146 | 35% |
| I've never heard of or don't care about the 10 principles | 35 | 8% |
| I see a fair amount of thought about the 10 principles, no complaints | 197 | 47% |
| There are a number of things that could be done better to follow along with the principles | 42 | 10% |
| I see no examples of how this event follows the 10 principles | 0 | 0% |

How often did you volunteer at the event?

| | | |
|-----------------------------------|-----|-----|
| Prefer not to say | 46 | 11% |
| I didn't | 110 | 26% |
| 1 shift | 66 | 16% |
| 2 shifts | 48 | 11% |
| 3 shifts | 19 | 5% |
| 4 shifts | 7 | 2% |
| 5+ shifts | 14 | 3% |
| I volunteered but not in "shifts" | 111 | 26% |



How many Apogaeans did you hug?




| | | |
|-----------------|-----|-----|
| 1 - None | 2 | 0% |
| 2 | 31 | 7% |
| 3 | 160 | 38% |
| 4 | 157 | 37% |
| 5 - All of them | 63 | 15% |

Demographic Questions

What state do you live in? (most of the time)

| | | |
|----------------|-----|-----|
| Alabama | 0 | 0% |
| Alaska | 0 | 0% |
| Arizona | 0 | 0% |
| Arkansas | 0 | 0% |
| California | 6 | 1% |
| Colorado | 391 | 93% |
| Connecticut | 0 | 0% |
| Delaware | 0 | 0% |
| Florida | 1 | 0% |
| Georgia | 0 | 0% |
| Hawaii | 0 | 0% |
| Illinois | 5 | 1% |
| Indiana | 0 | 0% |
| Iowa | 0 | 0% |
| Kansas | 1 | 0% |
| Kentucky | 0 | 0% |
| Louisiana | 0 | 0% |
| Maine | 0 | 0% |
| Maryland | 0 | 0% |
| Massachusetts | 3 | 1% |
| Michigan | 0 | 0% |
| Minnesota | 0 | 0% |
| Mississippi | 0 | 0% |
| Montana | 0 | 0% |
| Nebraska | 1 | 0% |
| Nevada | 1 | 0% |
| New Hampshire | 0 | 0% |
| New Jersey | 0 | 0% |
| New Mexico | 2 | 0% |
| New York | 1 | 0% |
| North Carolina | 0 | 0% |
| North Dakota | 0 | 0% |
| Ohio | 0 | 0% |
| Oklahoma | 0 | 0% |



| | | |
|----------------|---|----|
| Oregon | 1 | 0% |
| Pennsylvania | 0 | 0% |
| Rhode Island | 0 | 0% |
| South Carolina | 0 | 0% |
| South Dakota | 0 | 0% |
| Tennessee | 0 | 0% |
| Texas | 6 | 1% |
| Utah | 0 | 0% |
| Vermont | 0 | 0% |
| Virginia | 0 | 0% |
| Washington | 0 | 0% |
| West Virginia | 0 | 0% |
| Wisconsin | 0 | 0% |
| Wyoming | 1 | 0% |
| Canada | 0 | 0% |
| Mexico | 0 | 0% |
| South America | 0 | 0% |
| Europe | 0 | 0% |
| Asia | 0 | 0% |
| Middle East | 0 | 0% |
| Africa | 0 | 0% |
| Australia | 0 | 0% |
| Antarctica | 0 | 0% |



What city do you live in (most of the time)?

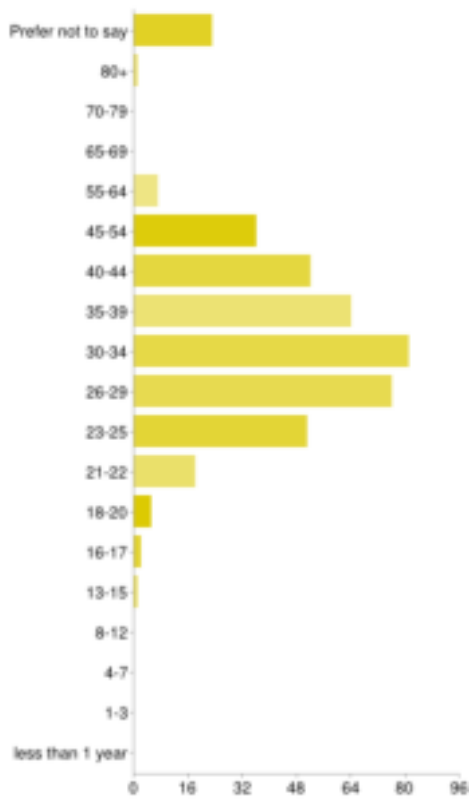
Thornton carbondale BOCO littleton Albuquerque Colorado
 Springs Denver Denver lakehood Thornton Longmont Denver Keystone Denver Boulder Denver elko Denver denver centennial Colorado
 Springs Denver Brighton Denver Longmont B ...

What is your zip code?

80602 62901 80501 80124 87196 80917 80224 80112 80226 80602 80501 80120 80435 80216 80303 80204 89801 80014 80218 80122 80904 80120
 80203 80401 81428 82009 80308 80303 80303 80537 80203 80229 80223 80241 80027 802 ...

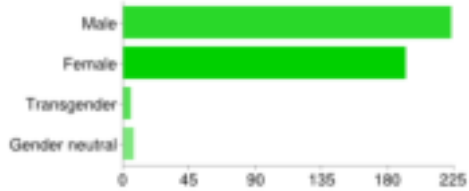
What is your age?

| | | |
|-------------------|----|----|
| Prefer not to say | 23 | 5% |
| 80+ | 1 | 0% |
| 70-79 | 0 | 0% |
| 65-69 | 0 | 0% |
| 55-64 | 7 | 2% |
| 45-54 | 36 | 9% |



| | | |
|------------------|----|-----|
| 40-44 | 52 | 12% |
| 35-39 | 64 | 15% |
| 30-34 | 81 | 19% |
| 26-29 | 76 | 18% |
| 23-25 | 51 | 12% |
| 21-22 | 18 | 4% |
| 18-20 | 5 | 1% |
| 16-17 | 2 | 0% |
| 13-15 | 1 | 0% |
| 8-12 | 0 | 0% |
| 4-7 | 0 | 0% |
| 1-3 | 0 | 0% |
| less than 1 year | 0 | 0% |

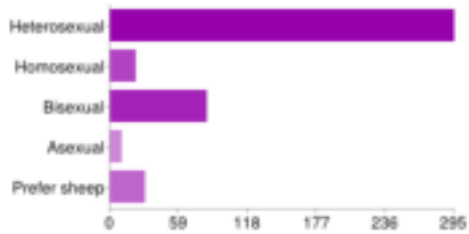
What is your gender?



| | | |
|----------------|-----|-----|
| Male | 223 | 54% |
| Female | 192 | 46% |
| Transgender | 5 | 1% |
| Gender neutral | 7 | 2% |

People may select more than one checkbox, so percentages may add up to more than 100%.

What is your sexual orientation?



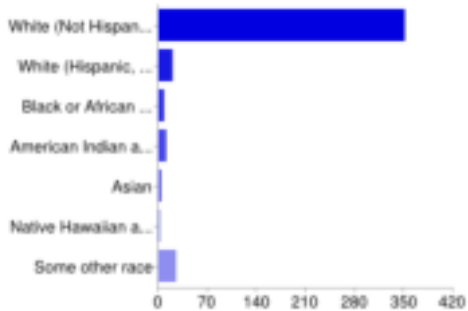
| | | |
|--------------|-----|-----|
| Heterosexual | 295 | 74% |
| Homosexual | 22 | 5% |
| Bisexual | 83 | 21% |
| Asexual | 10 | 2% |
| Prefer sheep | 30 | 7% |

People may select more than one checkbox, so percentages may add up to more than 100%.

What is your race (as defined by the US census)?

| | | |
|---|-----|-----|
| White (Not Hispanic, Latino, or Spanish origin) | 351 | 88% |
| White (Hispanic, Latino, or Spanish origin) | 20 | 5% |
| Black or African American | 8 | 2% |
| American Indian and Alaska Native | 11 | 3% |
| Asian | 4 | 1% |
| Native Hawaiian and Other Pacific Islander | 2 | 1% |
| Some other race | 25 | 6% |

People may select more than one checkbox, so percentages may add up to more than 100%.



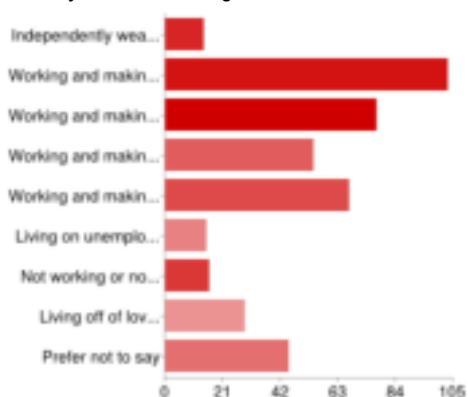
What is your living situation?



| | | |
|-------------------------------------|------------|-----|
| Living alone | 94 | 23% |
| Transient | 11 | 3% |
| Living with friends / roommates | 142 | 35% |
| Living with spouse | 126 | 31% |
| Living with kids | 48 | 12% |
| Living with extended family | 10 | 2% |
| I live with my mom, don't judge me! | 19 | 5% |

People may select more than one checkbox, so percentages may add up to more than 100%.

What is your economic background?



| | | |
|---|------------|-----|
| Independently wealthy | 14 | 3% |
| Working and making \$50k+ a year | 103 | 24% |
| Working and making \$30k - \$49k a year | 77 | 18% |
| Working and making \$20k - \$29k a year | 54 | 13% |
| Working and making less than \$20k a year | 67 | 16% |
| Living on unemployment | 15 | 4% |
| Not working or not making any money | 16 | 4% |
| Living off of love and kindness | 29 | 7% |
| Prefer not to say | 45 | 11% |

Additional comments?

It makes me cry inside to know that Apogaea has come and past... The best moments in life are so fleeting but I guess it gives them there unique magnificence. I brought three of my closest friends and the gift of a initiation into a community so beautiful made the experience this year. I plan to spread the word and truly embrace the 10 principles outside of Apogaea because I want this feeling to last! . <3 2 parking leads would be better than one :) 24/7 egress should be provided; the dirt road in and out of the camp is dangerous, too narrow and unstable ground 3MPH is a 20 minute mile. There ...

If you have further comments please send them to the appropriate people at Apogaea. Thank you for your time and participation!

<http://apogaea.com/about/contact-us/>

Number of daily responses

